

**D** Machen Sie sich bitte vor Beginn des Bastelns mit dem Bausatzinhalt und der Anleitung vertraut und prüfen Sie die Vollständigkeit. Im Reklamationsfall gilt die gesetzliche Gewährleistungspflicht. Sollte ein Teil fehlen, übersenden Sie bitte den Teilwunsch und den Kaufbeleg an: Gebr. FALLER GmbH, Kundendienst, Kreuzstraße 9, D-78148 Gütenbach, kundendienst@faller.de. Sollten Sie einmal weitere Ersatzteile benötigen, senden wir Ihnen den benötigten Spritzling, bei Verfügbarkeit, gerne kostenpflichtig zu. Bitte beachten Sie, dass produktionsbedingt Einzelteile übrig bleiben können.

**GB** Before building your model, please familiarize yourself with the contents of the kit and the instructions for use, also checking whether the set of parts is complete. In case of any complaint, the legal guarantee obligation shall apply. Should a part be missing, please send the designation of the part required and the receipt documenting your purchase to: Gebr. FALLER GmbH, Kundendienst, Kreuzstraße 9, D-78148 Gütenbach, kundendienst@faller.de. Should you require further spare parts one day, we shall be pleased to send you, with costs, the required sprue, if it is available. Please note that, on grounds of the production process, some single injection molded parts may be superfluous.

**F** Avant de commencer votre modèle, veuillez vous familiariser avec le contenu du kit et la notice d'emploi, et contrôlez que le lot de pièces est complet. En cas de réclamation, il s'appliquera l'obligation de garantie légale. Au cas où une pièce manquerait, veuillez envoyer la désignation de la pièce souhaitée et le bon d'achat à: Gebr. FALLER GmbH, Kundendienst, Kreuzstraße 9, D-78148 Gütenbach, kundendienst@faller.de. Au cas où vous auriez besoin un jour d'autres pièces détachées, nous vous enverrons volontiers la grappe requise, si elle est disponible, contre paiement. Veuillez noter que, pour des raisons de production, il se peut que des pièces détachées soient superflues.

**NL** Maak uzelf vóór het bouwen vertrouwd met de inhoud van het bouwpakket en met de handleiding en controleer de volledigheid. In geval van reclamatie geldt de wettelijke garantieverplichting. Mocht er een onderdeel ontbreken, stuur het verzoek om het gewenste onderdeel en het aankoopbewijs dan naar: Gebr. FALLER GmbH, klantenservice, Kreuzstraße 9, D-78148 Gütenbach, kundendienst@faller.de. Als u ooit meer reserveonderdelen nodig hebt, sturen wij het benodigde gietstuk, indien beschikbaar, graag tegen betaling naar u op. Let op: om productieredenen kunnen losse onderdelen overblijven.

Für den Zusammenbau des Modells empfehlen wir folgende FALLER-Artikel (sind nicht im Bausatz enthalten):  
 For the assembly of the kit we recommend following FALLER products (not included in the kit):  
 Pour l'assemblage du modèle, nous vous recommandons les articles FALLER suivants (non inclus dans le kit):  
 Om dit model te bouwen adviseren wij de volgende FALLER producten (maken geen deel uit van deze bouwset):

Art. Nr. 170490 | 170492 | 170494  
 FALLER SUPER-EXPERT | EXPERT | LASERCUT



Art. Nr. 170688  
 SPEZIAL-SEITENSCHNEIDER



Art. Nr. 170687  
 FALLER-BASTELMESSER



<b>Inhalt</b>	Spritzlinge	1	1 x	4	1 x	7	1 x
<b>Contents</b>	Sprues	2	1 x	5	1 x		
<b>Contenu</b>	Moulages						
<b>Inhoud</b>	Gietstukken	3	1 x	6	1 x		

2

2/4





7/9

7/9

2/3

7/2

7/3



**A**

4/15 1/4 4/15

**B**

3/9 **A** 3/9


**C**

1/3 1/6 1/7

**D**

5/3 5/2 **C** 3/10


5/1



**E**

7/1

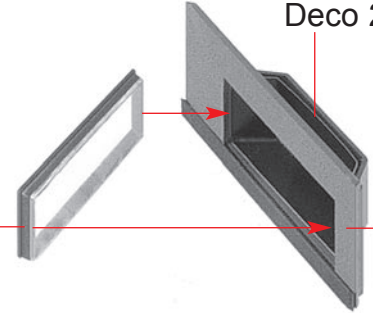
2/2



**F**


1/2

Deco 2



**G**


5/1



**H**

7/1

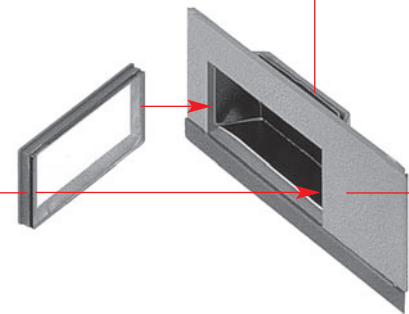
2/1



**I**

1/5

Deco 3




**J**

**H**

**I**

2/7




K

5/7

K

7/8



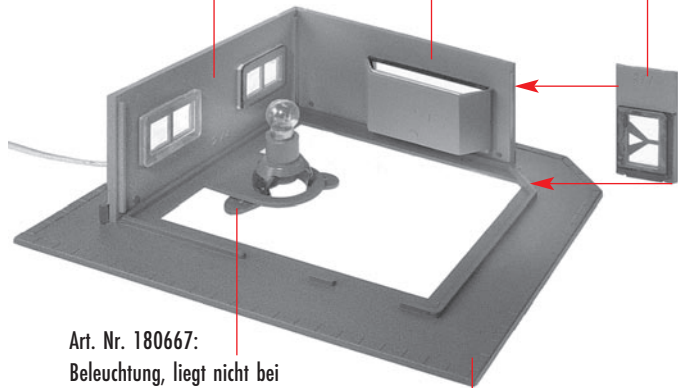
L

4/11

B

J

L



M

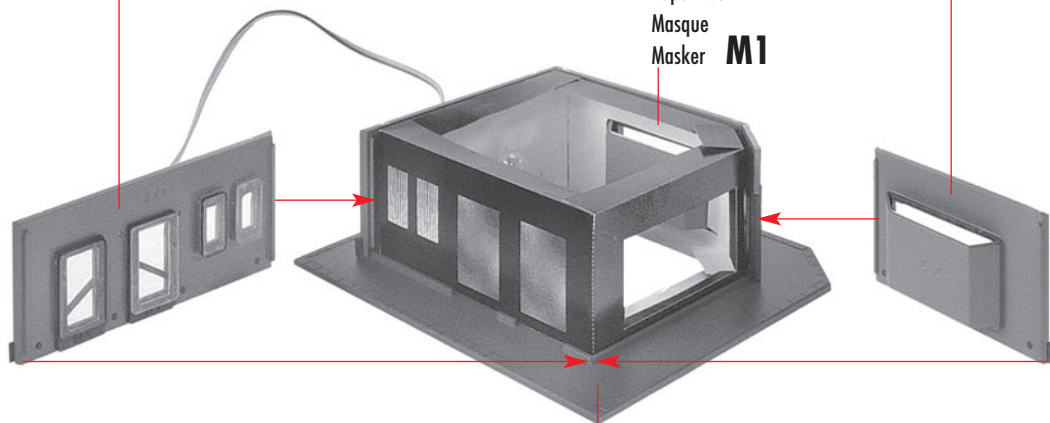
1/1

Art. Nr. 180667:  
Beleuchtung, liegt nicht bei  
Illumination, not included  
Éclairage, non jointe  
Verlichting, niet bijgevoegd

D

Papiermaske  
Papermask  
Masque  
Masker **M1**

G




N

M

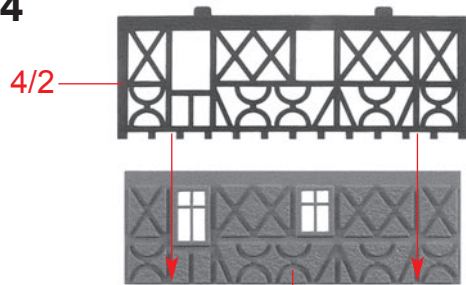
3/5

O

N



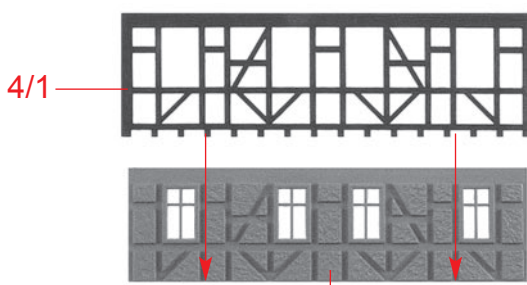
4



4/2

3/2

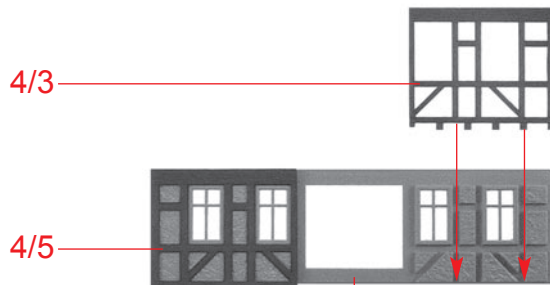
P



4/1

3/1


R



4/3

3/3

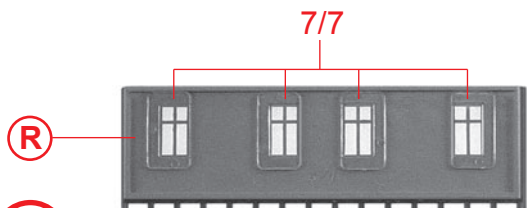
T



7/6

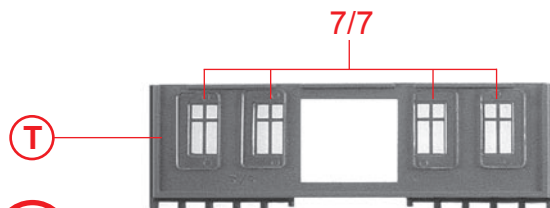
7/7

P



7/7

R



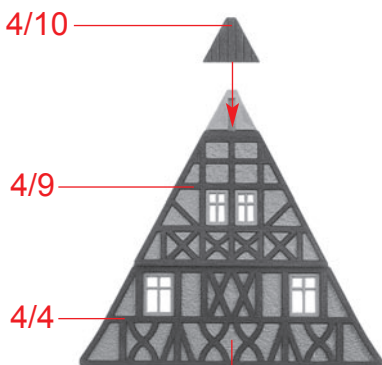
7/7

T

Q

S

U



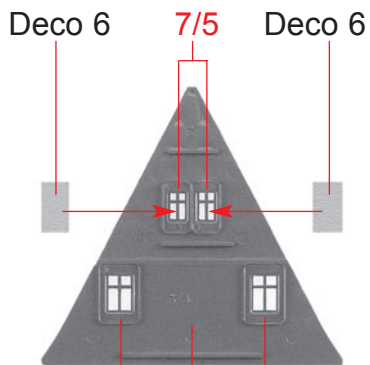
4/10

4/9

4/4

3/4

V



Deco 6

7/5

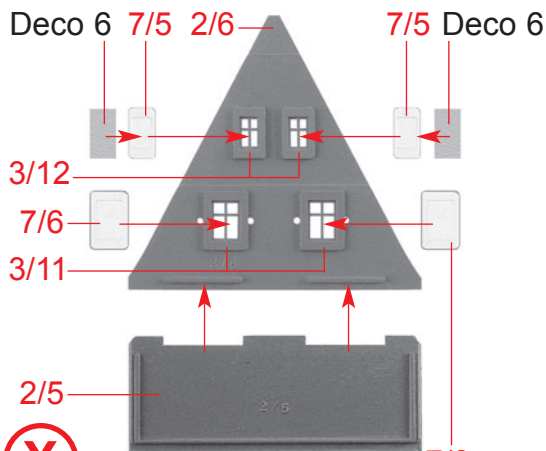
Deco 6

W

7/6

V

7/6



Deco 6

7/5

2/6

7/5

Deco 6

X

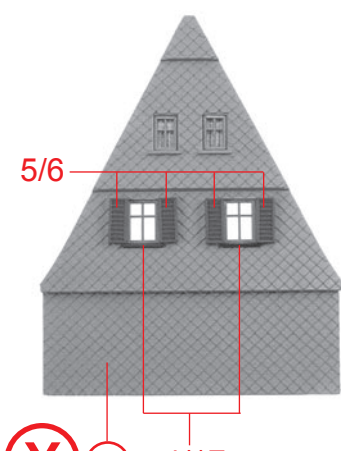
3/12

7/6

3/11

2/5

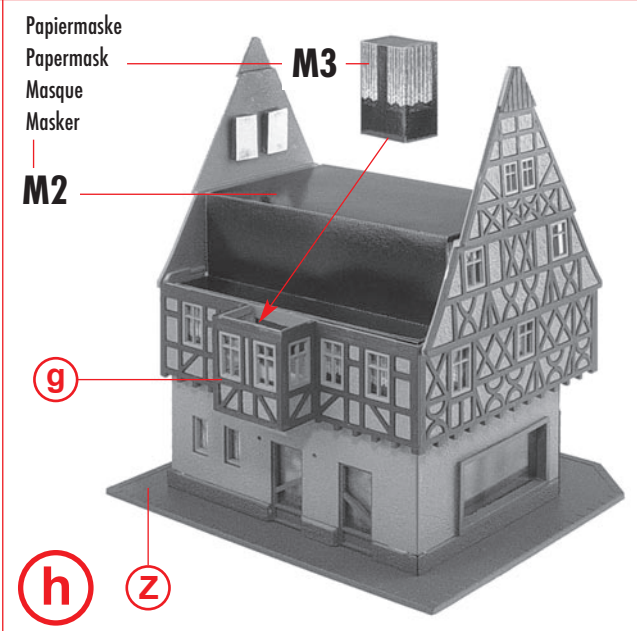
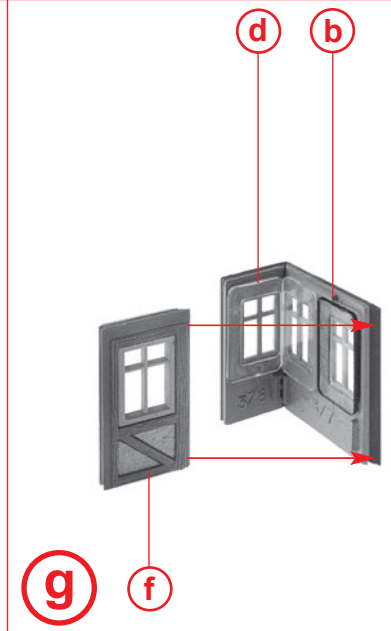
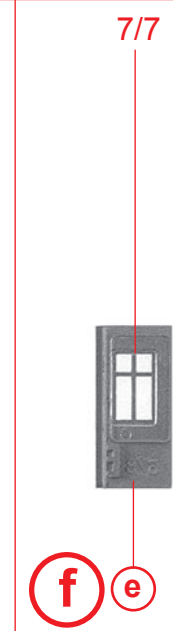
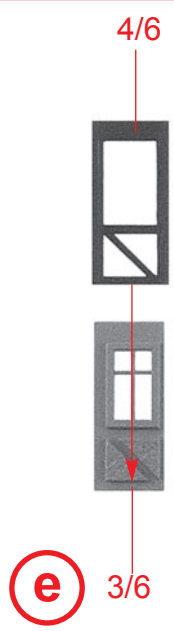
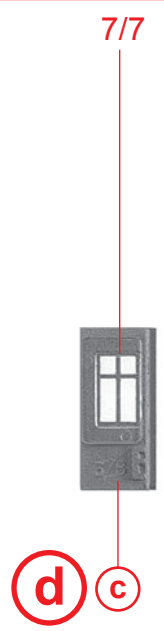
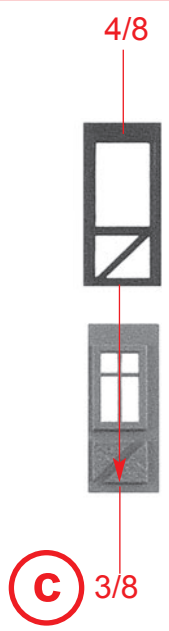
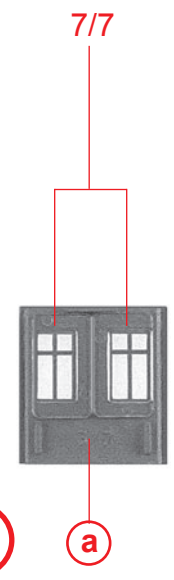
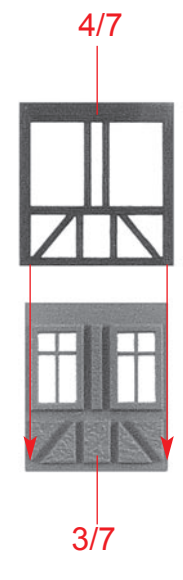
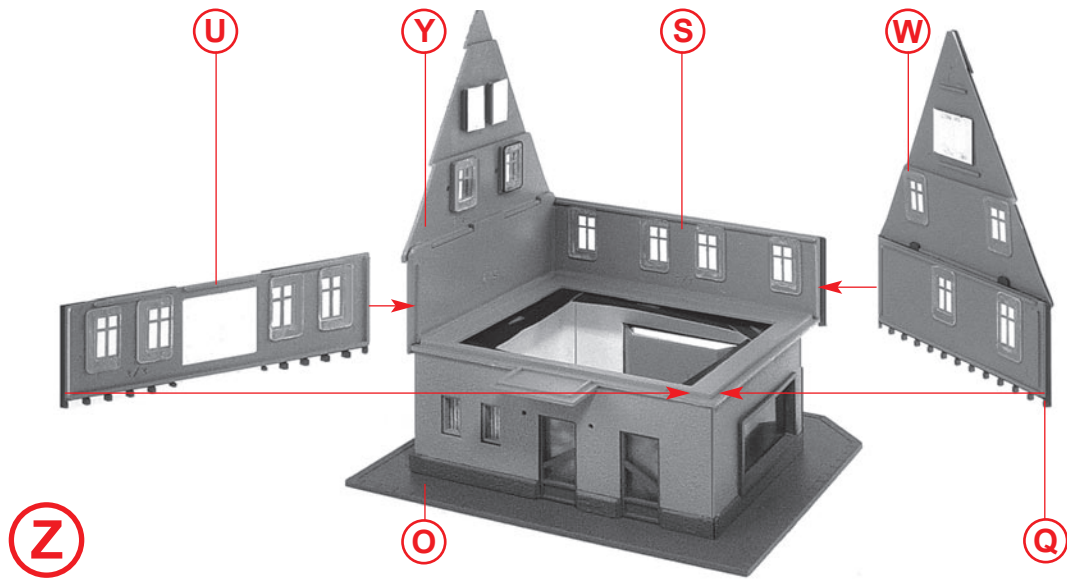
7/6



Y

X

4/17



Papiermaske  
 Papermask  
 Masque  
 Masker

6



7/4

2/13

(i) 2/14

2/12

Deco 5 3/13



(i) 3 x

5/4

(j) 3 x Deco 4

(k) 6 x 6/15

1/12

(j)

4/16

(j)

4/16

(l)

6/1

(k)

1/12

1/12

(j)

4/16

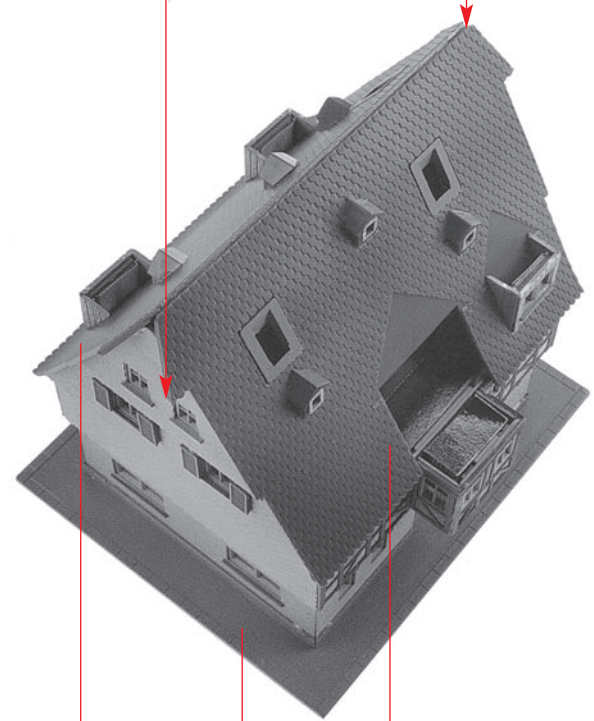
(m)

6/2

(k)

6/3

6/3

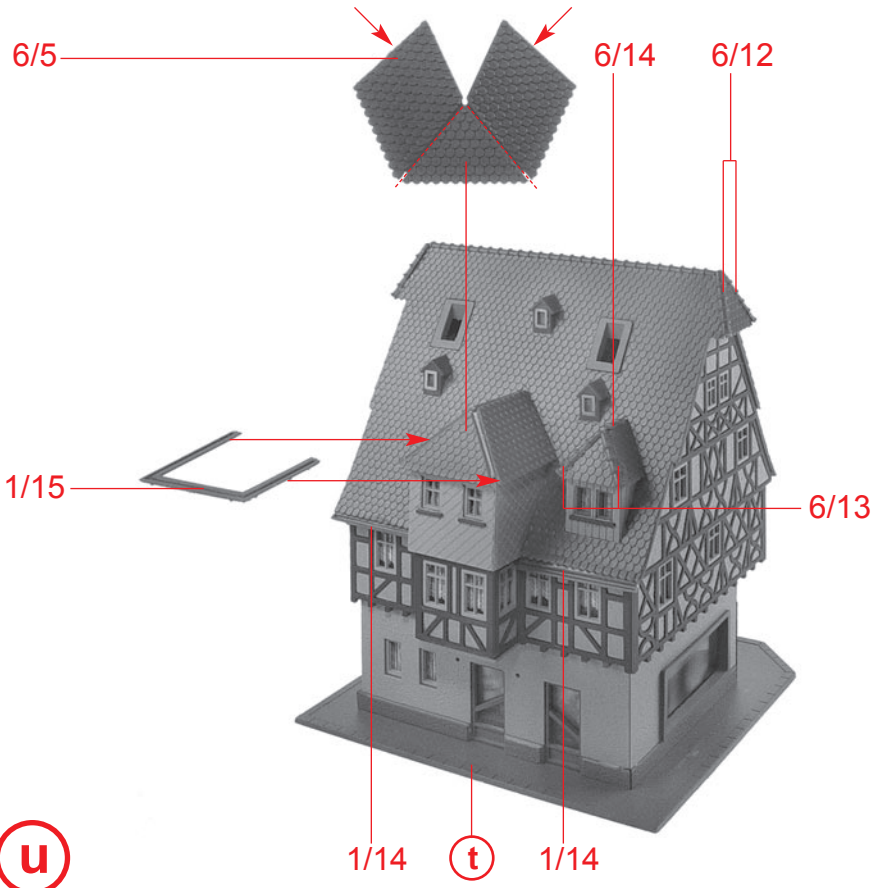
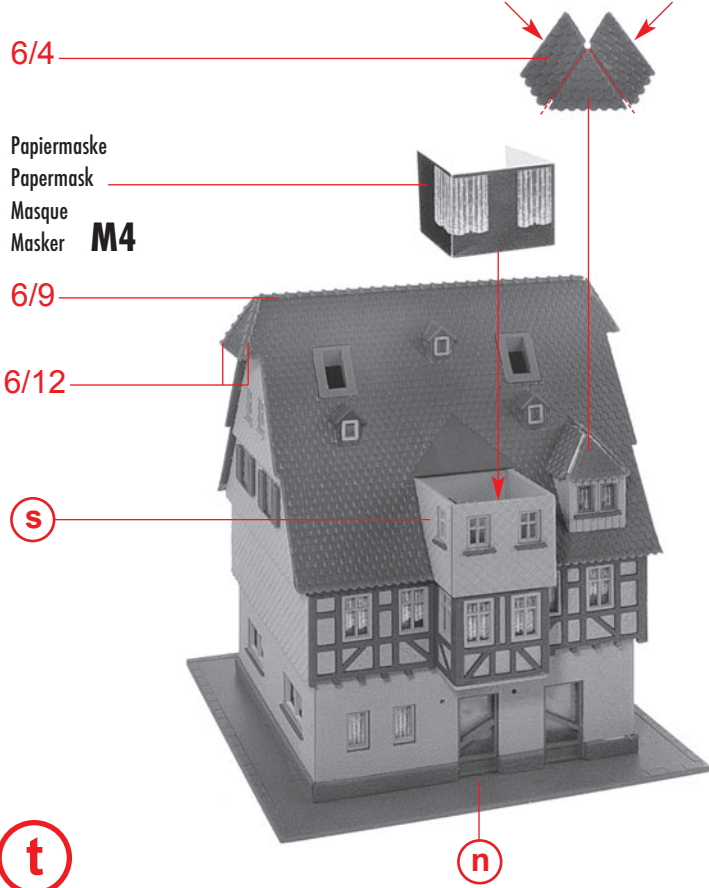
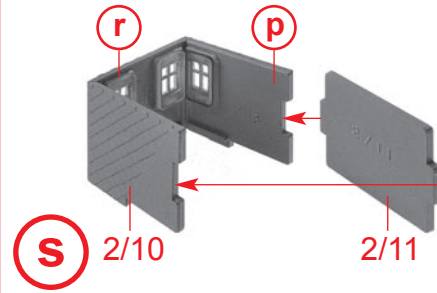
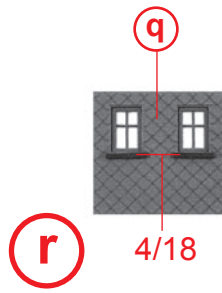
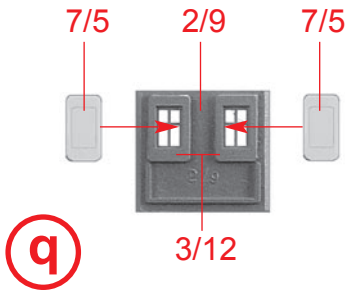
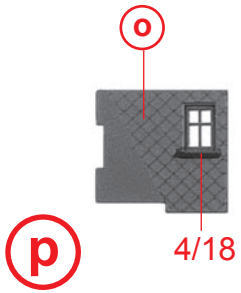
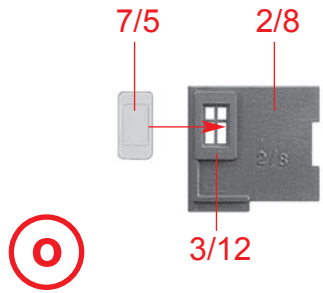


(n)


(l)

(h)

(m)




8 1/9



(V)

1/8

6/6



(W)

6/7

1/11



(X)

(w)

4/13




(A)

4/12

(A)

(B)



(y)

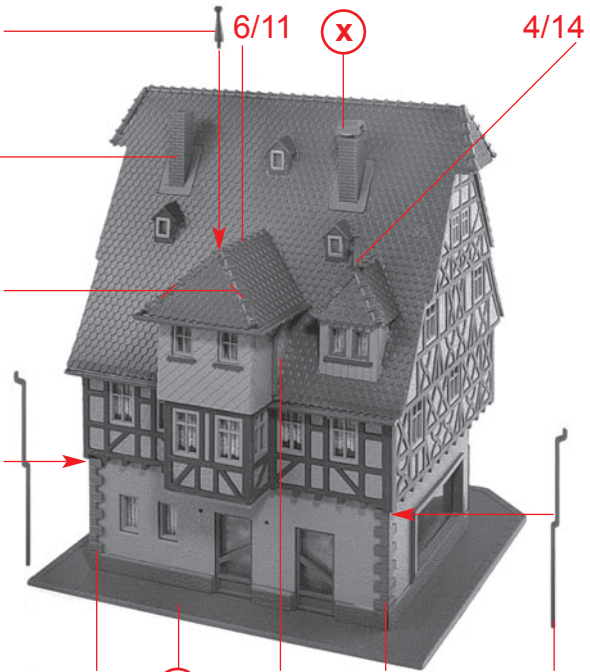
4/14

(v)

6/10

1/16

(y)



5/5

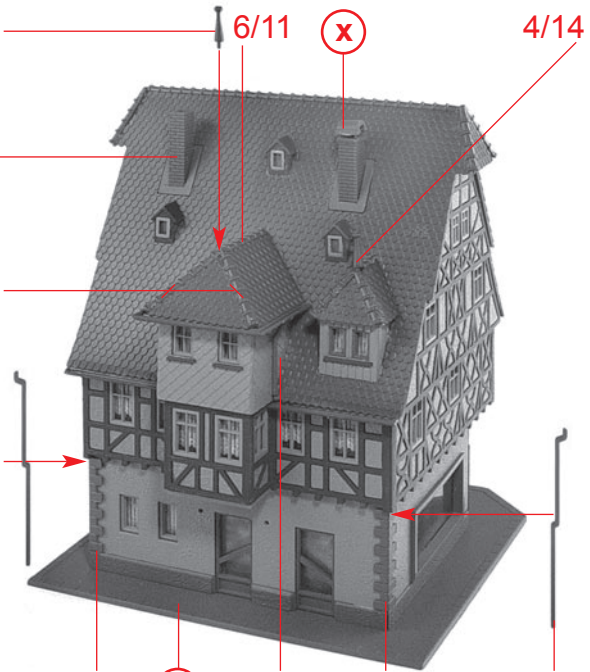
(u)

1/17

5/5

1/16

4/14



(x)


6/11

4/14

1/10

(C)

1/10



6/8

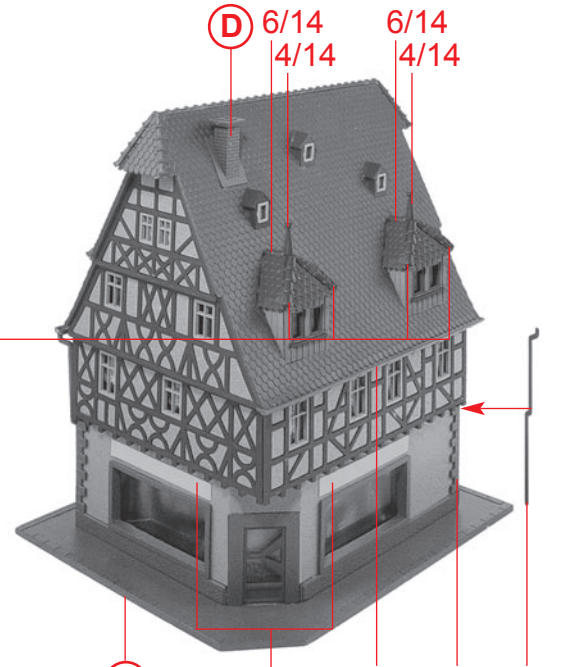
(D)

(C)



6/13

(E)



(D)

6/14

4/14

6/14

4/14

(B)

Deco 1

1/13

5/5

1/16