LED-Beleuchtungsbausatz Triebzug GTW Stadler
#56139

Instructions for use · Manuel d'utilisation · Manuale d'utilizzo · Manual de usuario
"Stadler" 车头的灯光组件 · Gebruiksaanwijzing · Instrukcja obsługi
Освещение комплект передних Поезд · Návod k použití

包装及说明书内包含重要信息, 请保留备用

Endwagen A / top car A / Voiture pilote A / 车头A

①

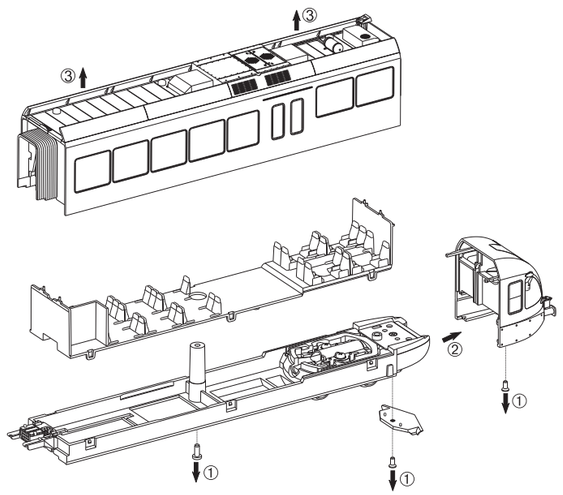

②

Zum Befestigen der Trennwand ⓐ die Bohrungen mit einem spitzen Gegenstand durchbrechen /

Breaking through the drillings for fastening the partition wall ⓐ with a pointed object /

Briser les perçages pour la fixation de la cloison ⓐ avec un objet pointu /

用利器刺穿孔位来固定隔板

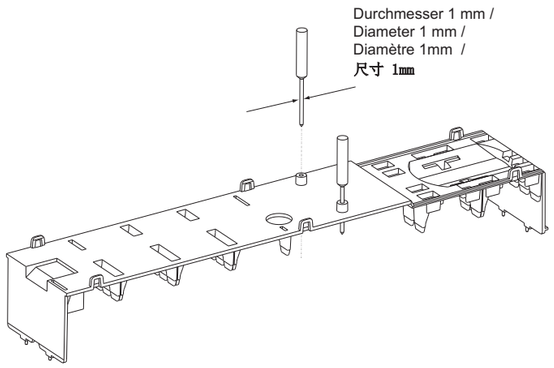

③

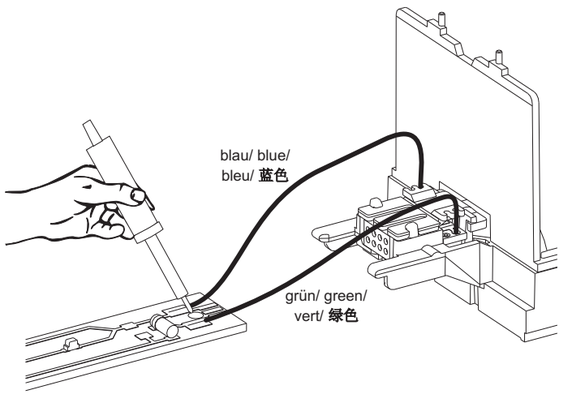

④

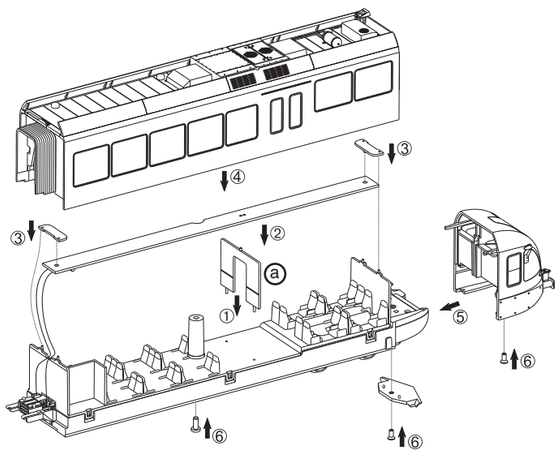

Endwagen B / top car B / Voiture pilote B / 车头B

①

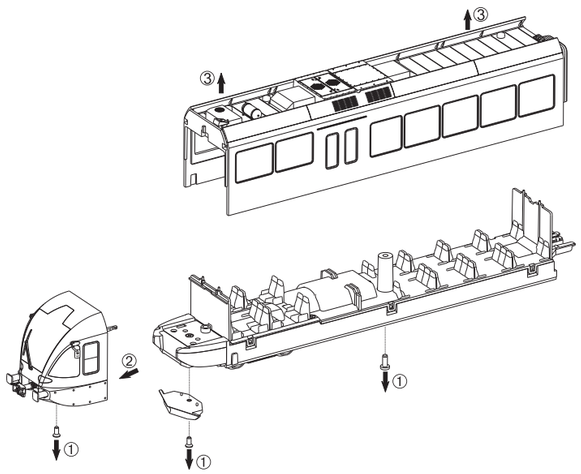

②

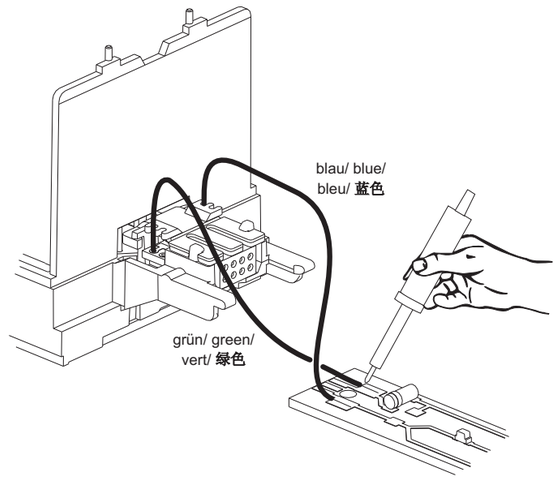

③

Trennwand im unteren Bereich an den beiden Nuten durch hin- und her bewegen abbrechen /

Move partition wall in the lower area at the two chases by to and fro break off /

Feuiller cloison dans le domaine inférieur au deux à travers là-bas et l'inciter ici se casser /

前后移动以去掉下方的隔板

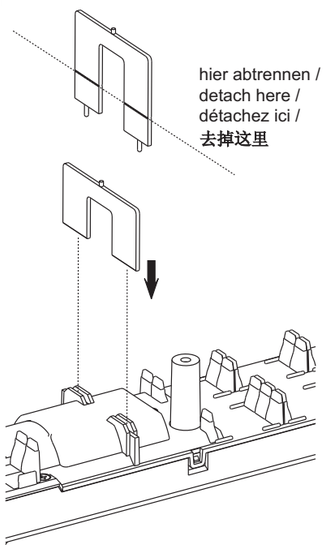

④

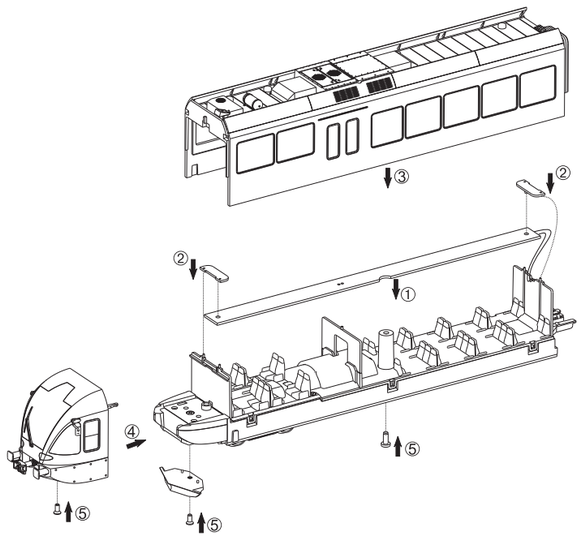

PIKO Spielwaren GmbH • Lutherstraße 30 • D-96515 Sonneberg

56139-90-7000